

# E.W. PRATT HIGH SCHOOL 2024-27 EDUCATION PLAN (YEAR 1)



## Mission

E.W. Pratt High School strives to prepare students who will:

- Honour and respect First Nations, Metis and Inuit culture and traditions
- Demonstrate leadership in civic, social and environmental concerns
- Engage in 21st century learning
- Balance academic, athletic and creative endeavours
- Progress in a positive and focused school environment
- Develop and have respect for self and others
- Advocate for their diverse learning needs
- Demonstrate a commitment to lifelong learning
- Develop career awareness to make informed decisions
- Demonstrate social and emotional awareness and competence

## Vision

E.W. Pratt High School provides a caring educational climate which challenges and inspires students towards fulfilling their personal aspirations in becoming responsible and productive members of society.

hpsd.ca

## MESSAGE FROM THE PRINCIPAL

We at EW Pratt take pride in providing quality education for our students by ensuring they have the best educators and access to the support needed for success. The school continues to produce global citizens and students who leave an indelible mark in the community, the surrounding communities we serve, and the world. This school year, we have had many challenges; however, our successes outweigh our weaknesses. We have revitalized the students' engagement within the school and have seen a hiked interest among students and staff. We have a vibrant team of educators, wellness coaches, career coaches, school psychologists, and educational assistants. Several new courses, such as Drama, Guitar, Outdoor Education, and Agricultural Leadership, were offered. Students participated in several sporting events, such as badminton, basketball, and provincial meets. Our school took home the trophy for the HSPD Hand Games. This year, the school will have 60 graduates walk the stage to receive their high school certificate.

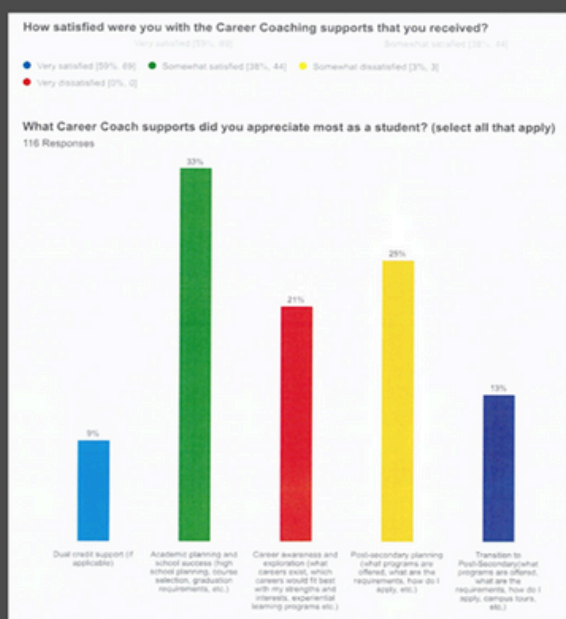
Hillary Hinds, Acting Principal

Michelle Deering, School Council Chair



## EW PRATT SCHOOL SUCCESSES

- Staff resilience.
- The school's lunch program continues to increase.
- More students helping out with the school's lunch program.
- Our breakfast program continues to grow in popularity.
- Extra-curricular activities have increased, and we have more student engagement.
- Increases in optional programs offered; including Foods, Drama, Guitar, Finance and Entrepreneurship, Agricultural Leadership, and Outdoor Education. There is substantial interest from students.
- More students accessing dual credit courses.
- The school has a vibrant Art programming. Students' work is featured regularly in our local media. The Alberta provincial poster contest for the legion. Student birdhouses are featured at Worth Gallery in Toronto.
- Increase participation from local industry such as Tolko and Forestry Day, Trades Day Camp with Northern Lights College, and Trades and Tech camp at Northwestern Polytechnic.
- More interest among students participating and completing Green Certificate and Work Experience.
- Squeeze Day is big success - a favorite among staff and students.
- Increase in the number of teachers marking diploma exams.
- Increase in the number of students enrolled in and completing the RAP (Registered Apprenticeship Program).
- Career Coaches playing a more integral role in students' success and completion. See Figures 1 and 2 results from the survey below.
- Increase in the number of students appropriately placed in the KAE program. Students are experiencing success and progressing quickly. There is a greater demand for the program as more parents see the need for their child's success.
- More students expressing interest and being admitted in post-secondary education. See Fig. 3 results from the survey.



Figures 1 and 2

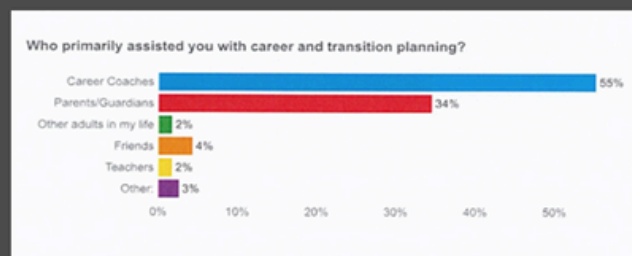
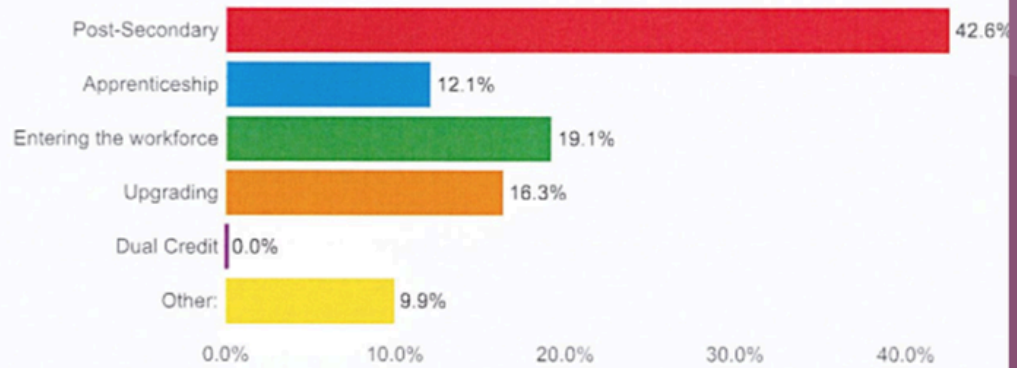


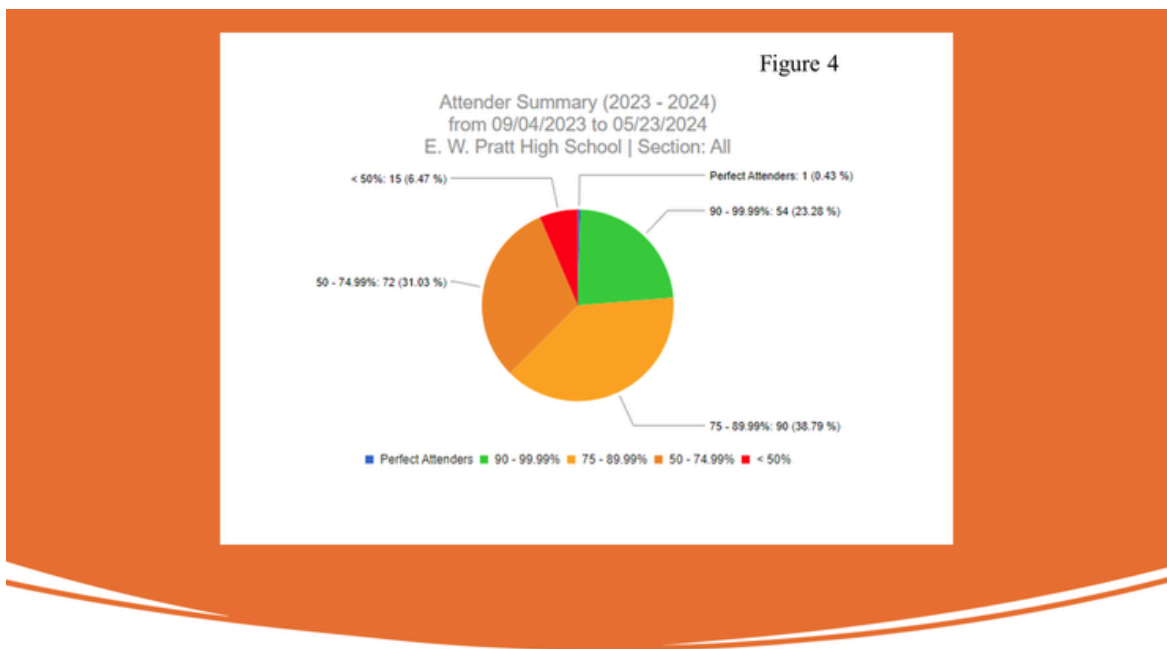
Figure 3

What are your plans for next year?

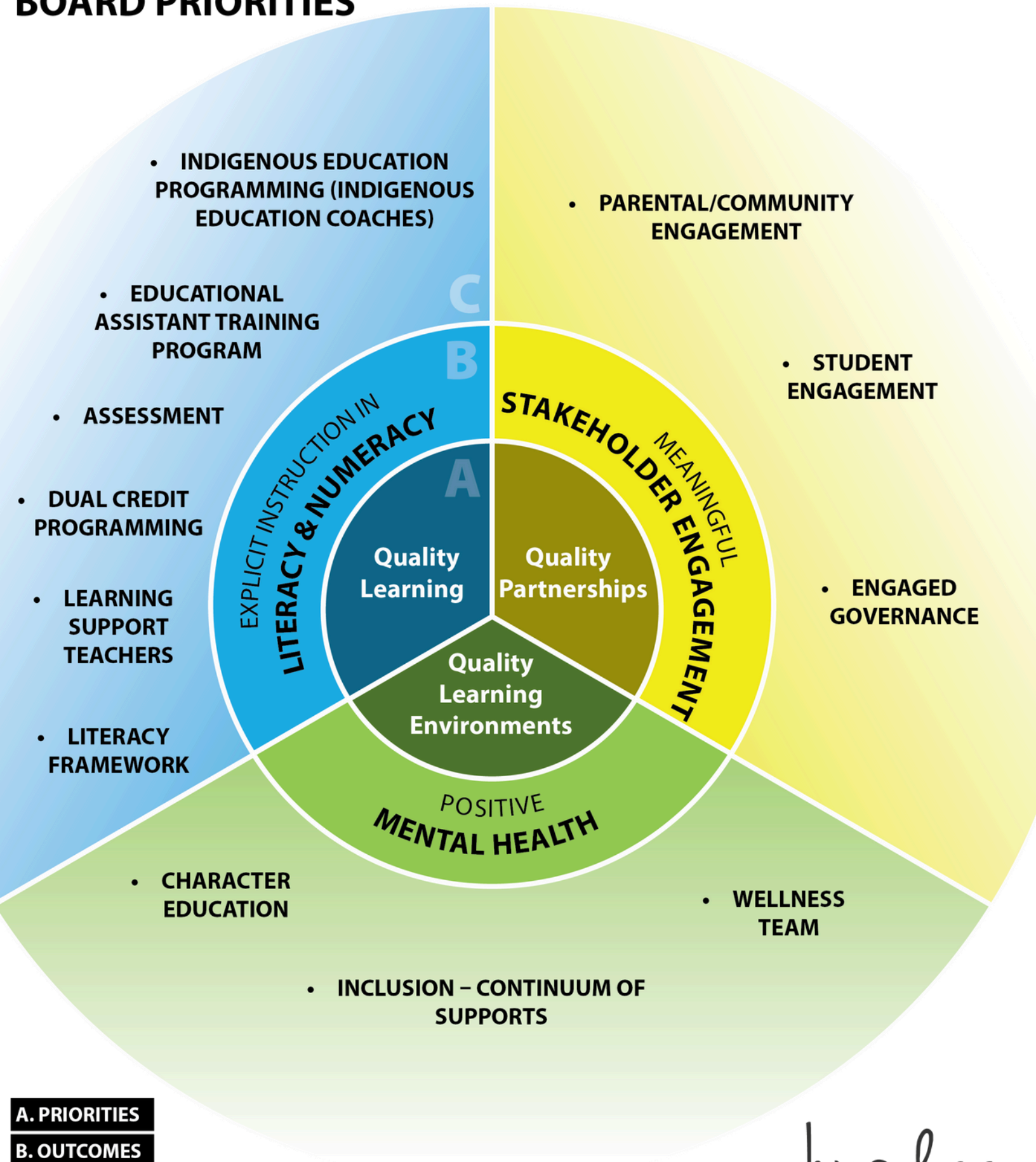


## EW PRATT SCHOOL CHALLENGES

- Teachers continue to work with students to ensure that the use of cell phones during class contributes to learning rather than distracts from the lesson.
- More effort and preparation are being put in place to address the missed use of cell phones in the classroom.
- Submission of assignments continues to be a concern for staff. Staff are keeping regular contact with parents and guardians to help students be successful in the timely submission of their assignments.
- Quiet space is made available for students to self-regulate.
- Increase in demand for accommodation, quiet spaces and ambient noise for students who exhibit test anxiety. Limited ability to accommodate this during diploma exams.
- Staff working assiduously with students to prevent skipping and gathering in hallways or bathrooms.
- Staff working with parents to increase attendance rate. See Figure 4, which shows the school's current attendance rate.



# HIGH PRAIRIE SCHOOL DIVISION BOARD PRIORITIES



**A. PRIORITIES**  
**B. OUTCOMES**  
**C. STRATEGIES**

hpsd.ca

# BOARD OUTCOME: QUALITY LEARNING - LITERACY

## SCHOOL OUTCOME: IMPROVED STUDENTS' GROWTH AND ACHIEVEMENT IN LITERACY

TO IMPROVE EW PRATT STUDENTS' ABILITY TO ACHIEVE ACADEMIC EXCELLENCE IN LITERACY AND IMPROVE DIPLOMA RESULTS. ENSURE STUDENTS' LITERACY LEARNING IS RELEVANT AND APPLICABLE TO THEIR DAILY LIVES.

EWP aims to increase its focus on literacy and assessment for all grades 10-12 students. In keeping with the divisional plans for literacy, EWP will focus on working with the school's literacy plan. Part of EW Pratt's mandate, as stipulated by the HPSD, is a renewed focus on literacy, intending to improve the overall performance of all students in provincial assessments, coursework, and diploma examinations. The school's literacy plan feeds off the HPSD literacy plan to ensure consistent alignment with the division and Alberta Education. EW Pratt has the capability and potential to produce students who perform in these areas at the provincial level in literacy. The school will focus on attracting and attaining the best-qualified ELA experts and providing the best professional training to sustain staff longevity.

## STRATEGIES

- Provide professional development in the best practices in literacy
- Provide continuous coaching and training for literacy teachers
- Utilize HLAT Interventions
- Development of benchmark assessment for literacy
- Implement the school's literacy plan as a school-wide initiative to boost literacy performance.
- Consistent assessment practices among literacy teachers
- Collaborate with other High schools
- Focus on developing effective learning and writing habits in literacy
- Increase students' interest in writing and comprehension.
- Provide more collaboration time among literacy teachers within high school and those at junior high.
- Integrating the use of Vretta for literacy diploma examinations

## PERFORMANCE MEASURES

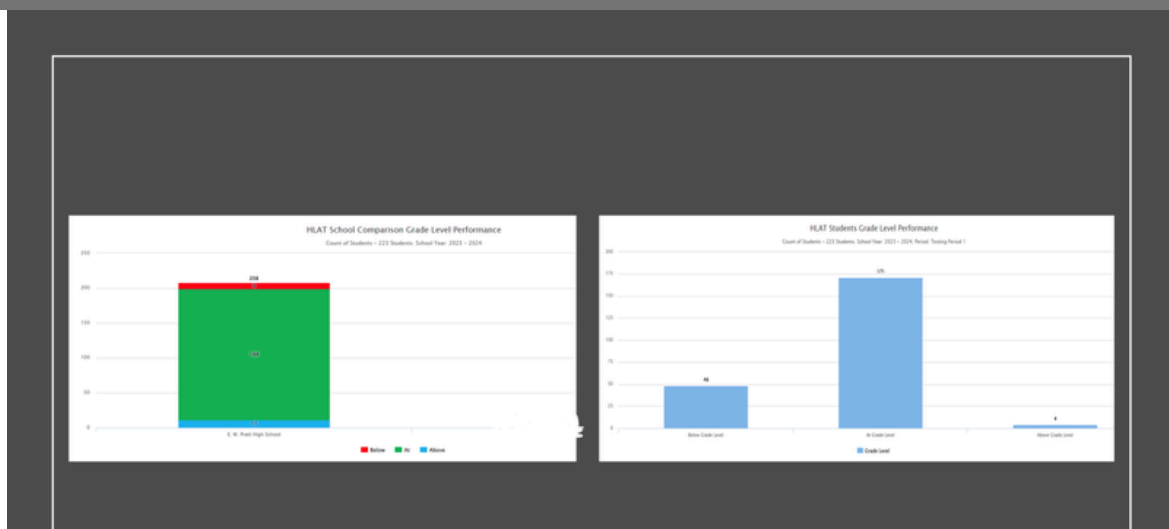
INCREASE THE AVERAGE SCORE ON DIPLOMA EXAM ELA 30-1/30-2 FROM 79.45/ 75% TO 85% OVERALL.

TRACK AND DECREASE THE DISCREPANCY IN DIPLOMA RESULTS

INCREASE IN STUDENTS' SCORES IN LITERACY ON HLAT ASSESSMENTS

TO TRACK AND INCREASE IN TIMETABLE SLOTS FOR LITERACY

INCREASE IN LITERACY COMPETENCIES IN GRADES 10-12



# BOARD OUTCOME: QUALITY LEARNING - NUMERACY

**SCHOOL OUTCOME: IMPROVED STUDENTS' GROWTH AND ACHIEVEMENT IN NUMERACY TO IMPROVE EW PRATT STUDENTS' ABILITY TO ACHIEVE ACADEMIC EXCELLENCE IN NUMERACY AND IMPROVE DIPLOMA RESULTS. ENSURE THAT STUDENTS' LEARNING IN NUMERACY IS RELEVANT AND APPLICABLE TO THEIR DAILY LIVES.**

Part of EW Pratt's mandate, as stipulated by the HPSD, is a renewed focus on numeracy which intends to improve the overall performance of all students in provincial assessments, interventions, and diploma examinations. The school's numeracy plan feeds off the HPSD numeracy plan to ensure consistent alignment with the division and Alberta Education. EW Pratt has the capability and potential to produce students who perform in these areas at the provincial level in numeracy. The school will focus on attracting and retaining the best-qualified math experts and providing the best professional training to sustain staff longevity. The school will be using the Elk Island Math Assessment as it moves away from the MIPI.

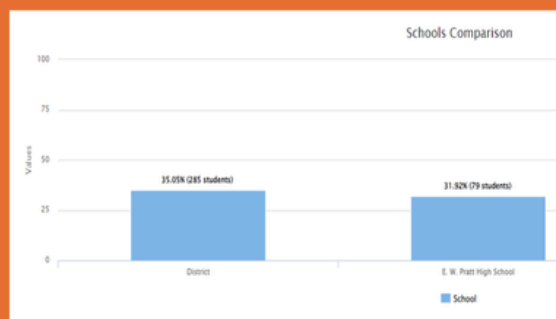
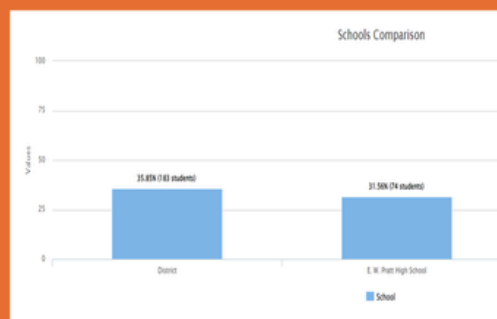
## STRATEGIES

- Provide professional development in the best practices in numeracy.
- Provide continuous coaching and training for numeracy teachers
- Implement and Utilize Numeracy Interventions
- Development of benchmark assessment for numeracy
- More time is spent strengthening the conceptual and concrete concepts in Math.
- Develop a school-wide initiative to boost performance in numeracy
- Collaborate with other high schools within HSPD
- Focus on developing effective learning habits in numeracy
- Provide a strength-based learning approach to teaching and learning numeracy
- Increase students' interest in learning Math - have a math night or math competition.
- Teaching Math and application of math in the real world
- Integrating the use of technology and games in the classroom (Virtual manipulatives)
- More collaboration time among math teachers within high school and with those at junior high.

## PERFORMANCE MEASURES

INCREASE THE DIPLOMA EXAMS PERFORMANCE SCORES IN MATH 30-1/30-2  
TO TRACK AND DECREASE THE DISCREPANCY IN DIPLOMA RESULTS  
INCREASE IN TIMETABLE SLOTS FOR NUMERACY  
TO BUILD CAPACITY IN THE NUMBER OF TEACHERS MARKING DIPLOMA MATH EXAM  
INCREASE IN NUMERACY COMPETENCIES IN GRADES 10-12  
TO TRACK STUDENTS PERFORMANCE WITH ELK ISLAND ASSESSMENT

**EW Pratt MIPI 2022-2023 and 2023- 2024 Results when Compared with the District**





# BOARD OUTCOME: QUALITY PARTNERSHIPS - STAKEHOLDER ENGAGEMENT

**SCHOOL OUTCOME: IMPROVE INVOLVEMENT OF EW PRATT PARENTS AND COMMUNITY PARTNERS. TO ACTIVELY ENGAGE AND INCREASE PARENTS' INVOLVEMENT IN EW PRATT IN LEARNER'S ACADEMIC AND EMOTIONAL SUCCESS.**

EW Pratt is known within the High Prairie School community for its warm, respectful, and caring environment where everyone feels welcome. Parents feel at peace knowing that their children will be safe and provided with a quality education that prepares them to be global ambassadors for the extended community, province, Canada, and the wider world by extension. Parents play an integral part in the school's overall functioning in coaching and facilitating sporting activities and fundraising events. Parents play an integral role in the school's council society and parent fundraising society. As a result, this initiative was identified as important for the continual success of the school division and EW Pratt.

## STRATEGIES

- Coach parents on the use of educational resources in Math and Literacy, how to check marks and interpret grades
- Have regular meetings with parents and community partners
- Increase communication between the school and parents
- Continue engagement through collaborative events with schools in High Prairie
- Provide more opportunities for parents to volunteer.
- Recognition night to honour parents/volunteers
- In-school food drive for the food bank
- Increase community opportunities for the students to participate in work with seniors/friendship centres.

## PERFORMANCE MEASURES

INCREASE AND MAINTAIN PARENTAL INVOLVEMENT IN THE SCHOOL COMMUNITY ACTIVITIES BY 15%. SEE FIGURE BELOW. CURRENTLY WE ARE AT 72%

INCREASE IN STUDENTS' ENROLMENT AND 3 YEAR COMPLETION RATE FROM 40% TO 60%. SEE GRAPH BELOW. AN INCREASE IN THE NUMBER OF STUDENTS GRADUATING FROM 60 TO 90.

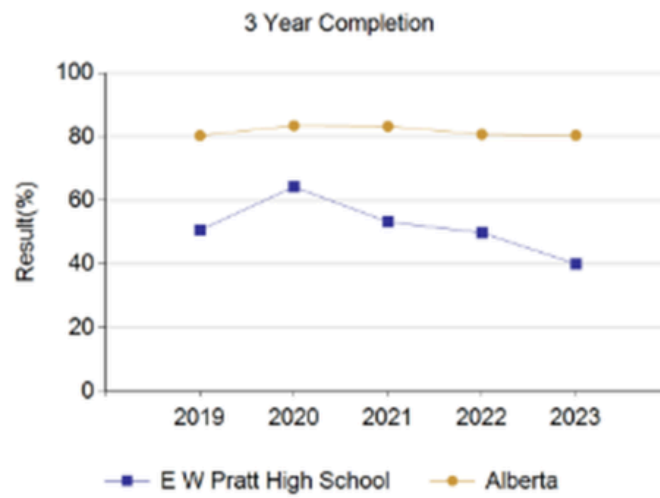
TO TRACK AND INCREASE THE NUMBER OF PARENT MENTORSHIP

INCREASE IN THE NUMBER OF PARENTS PARTICIPATING IN THE SCHOOL COUNCIL SOCIETY FROM 5 TO 10

TO TRACK AND INCREASE IN THE NUMBER OF PARENTS PARTICIPATING IN THE PARENT FUNDRAISING SOCIETY FROM 5 TO POSSIBLE 15

	N	%	N	%	N	%	N	%
Parent - All	26	76.9	8	52.5	6	70.0	4	*
Parent - Grade 4-6	n/a	n/a	n/a	n/a	n/a	n/a	n/a	n/a
Parent - Grade 7-9	n/a	n/a	n/a	n/a	n/a	n/a	n/a	n/a
Parent - Grade 10-12	26	76.9	8	52.5	6	70.0	4	*

**PERCENTAGE OF TEACHERS AND PARENTS SATISFIED WITH PARENTAL INVOLVEMENT IN DECISIONS ABOUT THEIR CHILD'S EDUCATION.**



# BOARD OUTCOME: QUALITY LEARNING ENVIRONMENTS - MENTAL HEALTH

## SCHOOL OUTCOME: TO SUPPORT STAFF AND STUDENTS' MENTAL HEALTH AND WELLNESS.

Emotional health and wellness are important for total development and function. Staff and students can be at their best when they are well physically and emotionally. Teaching and learning cannot happen effectively if EWP staff and students are in a place where they are burned out and have to deal with mental health issues. The school has an in-house wellness coach, an LST teacher, and access to a school psychologist who works with students. These will ensure that staff and students have the tools they need to function effectively daily. By building an awareness of mental health in the school, focusing on students' social, emotional, and physical well-being. By providing students with a healthy snack for breakfast. In addition, staff have access to wellness support through their health plan. Where teachers are provided with wellness tools, students have selected rooms within the school to pause during busy schedules and better self-regulate.

### STRATEGIES

- Provide monthly training in mental health and wellness.
- Strong focus on staff and students' mental health by educating staff and students on strategies for dealing with their mental health.
- Scheduled Mental Health Week within the school community
- Implementation of a wellness committee for students and staff
- Increased focus on character education within the school
- Increased participation in school wellness events and nutrition program
- Continue to provide a welcoming, safe and caring school
- Use Collaborative Response Model (CRM) to build staff capacity
- Participate in Mental Health Awareness Week
- Regular wellness activities to keep students engaged paired with school council activities.

### PERFORMANCE MEASURES

TO TRACK AND INCREASE THE NUMBER OF STUDENTS AND STAFF PARTICIPATING IN MENTAL HEALTH AND WELLNESS ACTIVITIES.

TO TRACK AND INCREASE THE NUMBER OF PHYSICAL ACTIVITIES IN THE SCHOOL PE AND USE OF THE WORKOUT ROOM.

TO TRACK AND INCREASE THE NUMBER OF STUDENTS AND STAFF FEELING SAFE IN SCHOOL TO 98% CURRENTLY WE ARE AT 72.6% FOR STUDENTS AND 96 % FOR STAFF. SEE FIGURE BELOW.

TO TRACK AND IMPLEMENT SESSIONS ON HEALTHY RELATIONSHIPS

DECREASE IN THE NUMBER OF STUDENTS USING ACCOMMODATIONS DURING EXAMS

Percentage of teacher, parent and student agreement that: students and staff are safe at school, are learning the importance of caring for others, are learning respect for others and are treated fairly in school.

	E W Pratt High School							
	2020		2021		2022		2023	
	N	%	N	%	N	%	N	%
Overall	107	86.9	31	92.1	83	89.5	77	84.4
Parent	26	81.6	8	87.5	6	96.7	4	*
Student	65	83.0	7	91.4	61	79.3	67	72.7
Teacher	16	96.3	16	97.4	16	92.5	10	96.0



# BOARD OUTCOME: QUALITY LEARNING ENVIRONMENTS - FIRST NATIONS

**SCHOOL OUTCOME: FIRST NATION METIS AND INUIT STUDENTS ARE SUCCESSFUL. ALL STUDENTS, TEACHERS, AND SCHOOL LEADERS LEARN ABOUT FIRST NATIONS, METIS, AND INUIT FOUNDATIONAL KNOWLEDGE, INCLUDING PERSPECTIVES, EXPERIENCES, TREATIES, AGREEMENTS, AND THE HISTORY AND LEGACY OF RESIDENTIAL SCHOOLS. TO ATTRACT AND MAINTAIN THE NUMBER OF FNMI STUDENTS.**

Approximately 70% of EW Pratt students identify as of Indigenous background. We aim to ensure that all students receive a quality education, feel welcome, and are safe, irrespective of their background. In addition, we have adopted this initiative to foster a greater relationship among First Nations communities. Therefore, we focus on all students, teachers, and school leaders learning about First Nations, Metis, and Inuit foundational knowledge, including perspectives, experiences, treaties, agreements, and the history and legacy of residential schools. The school's Indigenous coordinator works closely with elders and the school by providing various programs. The High Prairie Friendship has expressed an interest in working with the school by providing a teacher who would come in once per week to teach Cree. The school also has Cree Word of the Day, an initiative to revitalize the Cree language among indigenous people. The following programs have an Indigenous focus: Tipi making, Land-Based teaching, Hands Games, Indigenous cooking, and a time of reverence for murder and missing indigenous women (MMIW) during the school's squeeze day activity. EW Pratt is the hands-game champion for 2023-2024.

## STRATEGIES

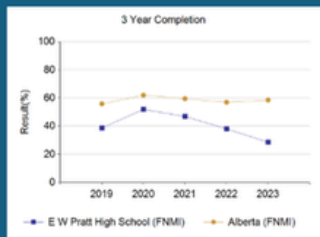
- Continuous professional training for all staff
- Participate in the annual Orange Shirt Day activities
- Collaborate with Elders from surrounding communities.
- Evidence of participation in National Indigenous Peoples Day
- Students and staff are knowledgeable about the treaties, history, and ways of knowing
- At least two PDs each year over the next three years
- Evidence of land-based teachings/courses.
- More focus on graduate students participating in the High Prairie Traditional Pow Pow graduation ceremony
- Land-based teaching for all students.

## PERFORMANCE MEASURES

**STUDENTS ARE PROVIDED WITH THE OPPORTUNITY TO LEARN ABOUT THE TREATIES, HISTORY, PERSPECTIVE, AND IMPACT OF RESIDENTIAL SCHOOLS.**

**INCREASE ENROLLMENT AND COMPLETION RATE OF INDIGENOUS STUDENTS. THE 3 YEAR COMPLETION RATE FROM 28.6 % TO BE MORE IN LINE WITH THE PROVINCE 58.6. SEE FIGURE 12  
DECREASE DROP OUT RATE OF INDIGENOUS STUDENTS BY 6% CURRENTLY THE RATE IS AT 11.0%.  
FIGURE 13**

**FIGURE 12**



**Detail for 3 Year Rate (All Students)**

	Total Students	Ordinarily Credentialed Completer				Non-Ordinarily Credentialed Completer			Total Completers	Continuers	Leavers	Unadjusted Completion Rate	Estimated Attrition	Completion Rate
		High School Diploma	High School Equivalency Diploma	Certificate of Achievement	Post-Secondary Attendance	Apprenticeship	Academic Standing							
2019	50	17	0	0	1	0	1	19	27	4	38.0	0.9	38.7	
2020	47	21	0	2	1	0	0	24	19	4	51.1	0.8	51.9	
2021	45	21	0	0	0	0	0	21	19	5	46.7	0.3	46.9	
2022	45	16	0	1	0	0	0	17	24	4	37.8	0.3	38.1	
2023	53	13	0	0	0	0	2	15	30	8	28.3	0.6	28.6	

**FIGURE 13**

**Detail for Annual Drop Out Rate**

	Total Students	Drop Out Count	Unadjusted Drop Out Rate	Estimated Attrition	Drop Out Rate
2019	147	11	7.5	0.9	6.9
2020	149	10	6.7	0.5	6.4
2021	146	16	11.0	0.9	10.4
2022	142	8	5.6	0.1	5.5
2023	138	16	11.6	0.9	11.0